

Josephine Quick-Fit® Drop-In Fireclay Farmhouse Sink

SINKOLOGY®

Model #SK450-34FC

33.85" x 24.25" x 9" *

Features

- + The Josephine is part of our ELEVATE and VIBE Collection of Quick-Fit® Drop-In Fireclay sinks, designed to fit seamlessly into existing cabinets and countertops.
- + The Josephine is ideal for weekend warriors: the DIY homeowners who want high-end appeal with drop-in mounting options for fast, simple upgrades.
- + Offers deep sides that are classic to the farmhouse style as well as ample surface space for filling pots, stacking dishes, cleaning, and preparing meals.
- + The Sinkology SureFire® signature glaze serves as an extra-thick protective shield for your fireclay sink to lock in beauty and create a surface that is non-porous and thick for easy, on-the-go cleaning.
- + Guaranteed to not chip, crack, stain, or rust, and we back that promise with our exclusive Sinkology Everyday Promise® Lifetime Warranty.
- + Drop-in mounting style for retrofit installation to existing cabinets and countertops.



**Sinks are individually handcrafted, sizes may vary slightly*



#SK450-34FC

VIBE Collection Color Options



Product Pairing Suggestions

Kitchen Sink Basket Strainer Drain

Antique Copper #TB35-01, Stainless #TB35-03

Kitchen Sink ISE Disposal Flange

Antique Copper #TD35-01, Stainless #TD35-03

Kitchen Sink Bottom Grid

Alder Stainless Steel Grid #SG014-28ST

GridLogic Stainless Steel #SGL-PLT-ST

Fireclay Care IQ™ Kit

#SARMOR-401

About Sinkology

At Sinkology, we are on a mission to make unique, high-quality kitchen, bath and home décor products that inspire real people to find beauty in their homes and lives.

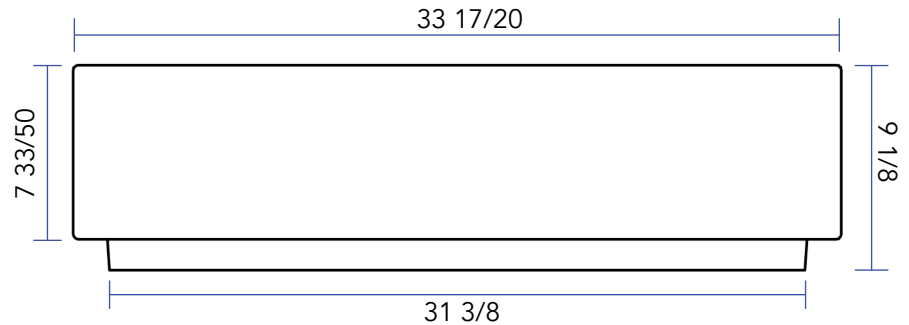
We believe that every project and every budget is worthy of beautiful products designed to last a lifetime—and that with the right information, every house can become the home of your dreams.

Josephine Quick-Fit® Drop-In Fireclay Farmhouse Sink

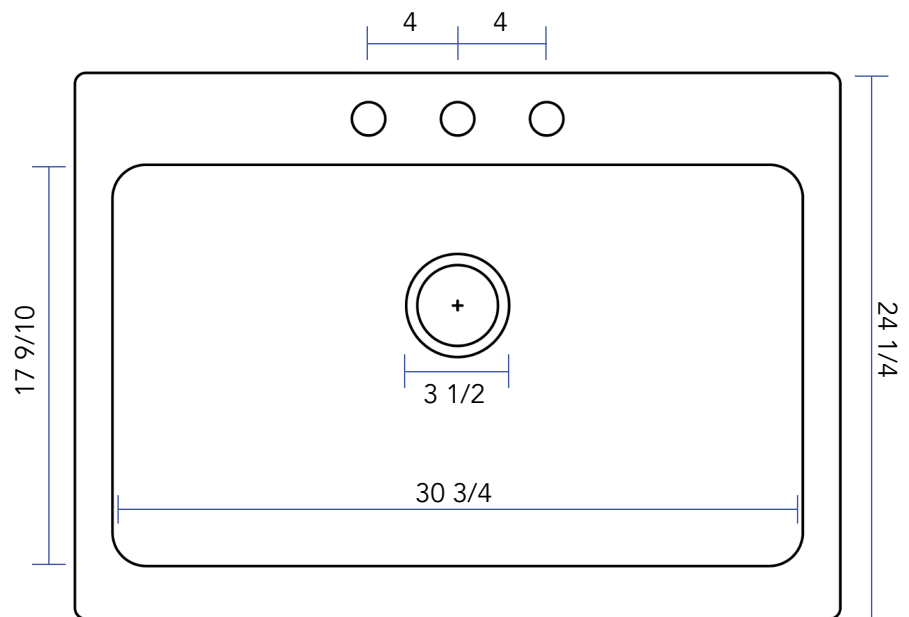
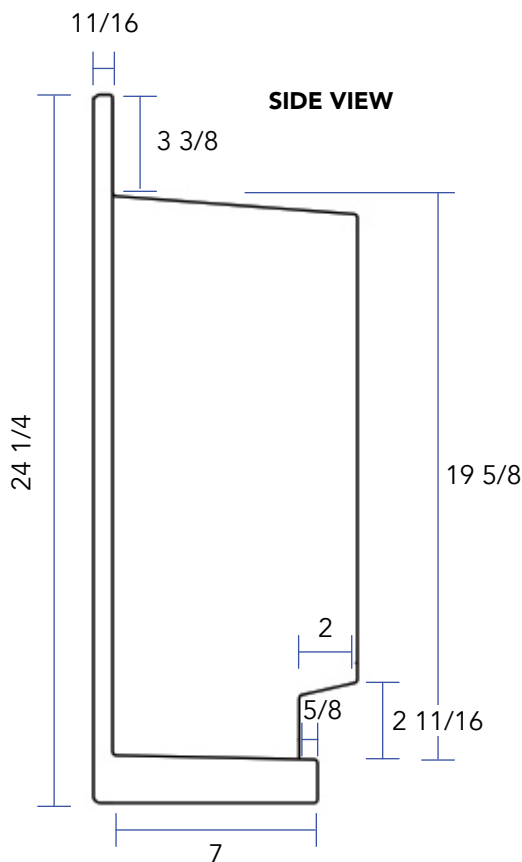
SINKOLOGY®

Technical Specifications

- + Outer - 33.85" x 24.25" x 9"
- + Inner - 30.7" x 17.9" x 9"
- + Weight - 100 lbs
- + Drain - 3.5" diameter
- + Cabinet Size - 36" minimum



FRONT VIEW: SMOOTH APRON



TOP VIEW

Lifetime Warranty

All Sinkology products come with our Everyday Promise Lifetime Warranty. You won't need it, but it's there.



CustomerService@Sinkology.com | 866.915.3003